



| Cuenta | Nombre de Cuenta | Saldolni | Cargo | Abono | SaldoFin |
|---------------------|---------------------------|---------------|------------------|------------------|----------------|
| 1 | ACTIVO | 95,064,315.36 | 1,079,603,145.99 | 1,035,539,763.40 | 139,127,697.95 |
| 1.1 | ACTIVO CIRCULANTE | 50,099,232.10 | 972,539,709.36 | 957,551,091.40 | 65,087,850.06 |
| 1.1.1 | EFFECTIVO Y EQUIVALENTES | 41,078,948.61 | 627,490,063.21 | 613,304,911.82 | 55,264,100.00 |
| 1.1.1.2 | BANCOS/TESORERIA | 41,078,948.61 | 627,490,063.21 | 613,304,911.82 | 55,264,100.00 |
| 1.1.1.2.0.2.0.0.1.0 | BANCOMER 0110122343 CAS | 76,715.40 | 567,677.99 | 552,617.64 | 91,775.75 |
| 1.1.1.2.0.2.0.0.2.0 | BANCOMER 0110122440 INS | 19,149.51 | 278,953.58 | 278,421.32 | 19,681.77 |
| 1.1.1.2.0.2.0.0.3.0 | BANCOMER 0112841754 NOI | 88,812.64 | 17,825,418.36 | 17,703,347.05 | 210,883.95 |
| 1.1.1.2.0.2.0.0.4.0 | BANCOMER 0118100349 CUE | 25,391,250.10 | 285,603,542.90 | 278,834,613.52 | 32,160,179.48 |
| 1.1.1.2.0.2.0.0.5.0 | BANCOMER 0118100225 FOF | 24,299.87 | 4,482.43 | 28,782.30 | 0.00 |
| 1.1.1.2.0.2.0.0.6.0 | BANCOMER 0118100365 FAI | 6,510,822.29 | 373,350.66 | 6,884,172.95 | 0.00 |
| 1.1.1.2.0.2.0.0.7.0 | BANCOMER 0103974561 NOI | 1,266,561.21 | 74,334,922.02 | 74,088,629.74 | 1,512,853.49 |
| 1.1.1.2.0.2.0.0.8.0 | BANCOMER 0118347832 PRE | 123,160.06 | 126,577.43 | 5,063.37 | 244,674.12 |
| 1.1.1.2.0.2.0.0.9.0 | BANCOMER 0118347875 SIN | 78,699.15 | 70,653.61 | 2,827.28 | 146,525.48 |
| 1.1.1.2.0.2.0.1.0.0 | BANCOMER 0118347905 REC | 62,594.16 | 6.35 | 0.00 | 62,600.51 |
| 1.1.1.2.0.2.0.1.1.0 | BANCOMER 0118347921 REC | 70,828.90 | 63,586.65 | 2,543.08 | 131,872.47 |
| 1.1.1.2.0.2.0.1.2.0 | BANCOMER 0118347972 REC | 70,828.90 | 63,586.65 | 2,543.08 | 131,872.47 |
| 1.1.1.2.0.2.0.1.3.0 | BANCOMER 0118348022 REC | 70,828.90 | 107,041.96 | 45,998.39 | 131,872.47 |
| 1.1.1.2.0.2.0.1.4.0 | BANCOMER 0118348057 REC | 70,828.90 | 63,586.65 | 2,543.08 | 131,872.47 |
| 1.1.1.2.0.2.0.1.5.0 | BANCOMER 0118348103 REC | 70,828.90 | 63,586.65 | 2,543.08 | 131,872.47 |
| 1.1.1.2.0.2.0.1.6.0 | BANCOMER 0118348111 REC | 70,828.90 | 63,586.65 | 2,543.08 | 131,872.47 |
| 1.1.1.2.0.2.0.1.7.0 | BANCOMER 0118348154 REC | 17,059.06 | 1.74 | 0.00 | 17,060.80 |
| 1.1.1.2.0.2.0.1.8.0 | BANCOMER 0118348162 SUF | 52,308.25 | 63,584.58 | 2,543.08 | 113,349.75 |
| 1.1.1.2.0.2.0.1.9.0 | BANCOMER 0119346562 TAF | 1,670,077.88 | 1,337,443.48 | 3,007,521.36 | 0.00 |
| 1.1.1.2.0.2.0.2.0.0 | BANCOMER 0119401237 TAF | 3,497,951.04 | 570,865.63 | 4,068,816.67 | 0.00 |
| 1.1.1.2.0.2.0.2.2.0 | BANCOMER 0119435573 MI C | 27,928.61 | 82.28 | 28,010.89 | 0.00 |
| 1.1.1.2.0.2.0.2.3.0 | BANCOMER 0119581707 SUF | 8,234.72 | 63,580.30 | 2,543.08 | 69,271.94 |
| 1.1.1.2.0.2.0.2.4.0 | BBVA BANCOMER 183746526 | 63,765.80 | 0.00 | 0.00 | 63,765.80 |
| 1.1.1.2.0.2.0.2.5.0 | BBVA 0116254977 CUENTA F | 36,919.99 | 3.74 | 0.00 | 36,923.73 |
| 1.1.1.2.0.2.0.2.6.0 | BBVA 0117525494 PANTEON | 4,661.99 | 1,288.23 | 5,950.22 | 0.00 |
| 1.1.1.2.0.2.0.2.8.0 | BBVA BANCOMER 144756561 | 113,057.65 | 0.00 | 45.24 | 113,012.41 |
| 1.1.1.2.0.2.0.2.9.0 | BBVA BANCOMER 20390398 | 7,490.54 | 764.44 | 0.00 | 8,254.98 |
| 1.1.1.2.0.2.0.3.0.0 | BBVA BANCOMER 19036398 | 21,385.11 | 0.00 | 21,385.11 | 0.00 |
| 1.1.1.2.0.2.0.3.1.0 | BBVA BANCOMER 196343461 | 24,371.88 | 0.02 | 24,371.90 | 0.00 |
| 1.1.1.2.0.2.0.3.2.0 | BBVA BANCOMER 197765101 | 114,844.50 | 0.00 | 114,844.50 | 0.00 |
| 1.1.1.2.0.2.0.3.3.0 | BBVA BANCOMER 195954141 | 3,328.22 | 0.00 | 3,328.22 | 0.00 |
| 1.1.1.2.0.2.0.3.4.0 | BBVA BANCOMER 195051571 | 32,677.12 | 0.00 | 0.00 | 32,677.12 |
| 1.1.1.2.0.2.0.3.5.0 | BMER 198282072 FAISM 201 | 92,085.14 | 0.00 | 0.00 | 92,085.14 |
| 1.1.1.2.0.2.0.3.6.0 | BBVA BANCOMER 103869451 | 296,841.88 | 0.00 | 0.00 | 296,841.88 |
| 1.1.1.2.0.2.0.3.7.0 | BBVA BANCOMER 195051941 | 26,843.27 | 0.00 | 0.00 | 26,843.27 |
| 1.1.1.2.0.2.0.3.8.0 | BBVA BANCOMER 189575581 | 168,873.13 | 0.00 | 0.00 | 168,873.13 |
| 1.1.1.2.0.2.0.3.9.0 | BBVA BANCOMER 019247851 | 30,799.33 | 0.00 | 0.00 | 30,799.33 |
| 1.1.1.2.0.2.0.4.0.0 | BANCOMER 0193917169 BOF | 6,165.34 | 0.00 | 6,165.34 | 0.00 |
| 1.1.1.2.0.2.0.4.1.0 | BANCOMER 0197500289 COI | 51,310.28 | 0.00 | 51,310.28 | 0.00 |
| 1.1.1.2.0.2.0.4.2.0 | BANCOMER 0453245624 BEN | 72,435.02 | 0.00 | 135.72 | 72,299.30 |
| 1.1.1.2.0.2.0.4.3.0 | BANCOMER 0101131109 BOF | 26,941.06 | 0.00 | 26,941.06 | 0.00 |
| 1.1.1.2.0.2.0.4.4.0 | BANCOMER 0192478749 FOF | 7,737.44 | 0.00 | 0.00 | 7,737.44 |
| 1.1.1.2.0.2.0.4.5.0 | BANCOMER 0106455522 CUL | 30,136.11 | 3.63 | 30,139.74 | 0.00 |
| 1.1.1.2.0.2.0.4.6.0 | BANCOMER 0110116467 FOF | 24,979.66 | 14.21 | 2.55 | 24,991.32 |
| 1.1.1.2.0.2.0.4.7.0 | BANCOMER 0110116246 FAI | 305,849.30 | 42,966.75 | 42,981.00 | 305,835.05 |
| 1.1.1.2.0.2.0.4.8.0 | BANCOMER 0113701816 REN | 25,743.12 | 2.59 | 0.22 | 25,745.49 |
| 1.1.1.2.0.2.0.4.9.0 | BANCOMER 0114726510 COI | 20,560.73 | 2.28 | 20,563.01 | 0.00 |
| 1.1.1.2.0.2.0.5.1.0 | BBVA 0118554269 SEMILLA M | 9,666.97 | 38.72 | 9,705.69 | 0.00 |
| 1.1.1.2.0.2.0.5.2.0 | BBVA 0118752699 SEMILLA M | 118,880.68 | 11.02 | 118,891.70 | 0.00 |
| 1.1.1.2.0.2.0.5.7.0 | BBVA 0119732438 FAISMDF | 0.00 | 24,774,764.99 | 19,465,829.60 | 5,308,935.39 |
| 1.1.1.2.0.2.0.5.8.0 | BBVA 0119732632 FORTAMU | 0.00 | 40,608,268.56 | 40,608,268.56 | 0.00 |
| 1.1.1.2.0.2.0.5.9.0 | BBVA 0119732691 PARTICIP | 0.00 | 115,081,789.47 | 108,286,233.39 | 6,795,556.08 |
| 1.1.1.2.0.2.0.6.0.0 | BBVA 0119940286 INFRAEST | 0.00 | 468,104.78 | 468,104.78 | 0.00 |
| 1.1.1.2.0.2.0.6.1.0 | BBVA 0119732764 PREDIAL 2 | 0.00 | 11,736,395.23 | 11,731,076.12 | 5,319.11 |
| 1.1.1.2.0.2.0.6.2.0 | BBVA 0120124702 MI FAMILI | 0.00 | 1,623,336.25 | 1,623,336.25 | 0.00 |
| 1.1.1.2.0.2.0.6.3.0 | BBVA 0120240125 BORDERIA | 0.00 | 1,231,260.26 | 1,231,260.26 | 0.00 |
| 1.1.1.2.0.2.0.6.4.0 | BBVA 0120240222 SEMILLA T | 0.00 | 650,417.13 | 650,416.84 | 0.29 |
| 1.1.1.2.0.2.0.6.5.0 | BBVA 0120240249 SEMILLA F | 0.00 | 1,355,587.51 | 1,355,587.51 | 0.00 |
| 1.1.1.2.0.2.0.6.6.0 | BBVA 0120240257 PROABIM | 0.00 | 206,213.10 | 206,213.10 | 0.00 |
| 1.1.1.2.0.2.0.6.7.0 | BBVA 0120413062 DES AGRO | 0.00 | 6,848,950.01 | 6,848,950.01 | 0.00 |
| 1.1.1.2.0.2.0.6.8.0 | BBVA 0120413143 EQUIP CO | 0.00 | 710,018.86 | 618,323.21 | 91,695.65 |




| | | | | | |
|---------------------|---------------------------|---------------|----------------|----------------|---------------|
| 1.1.1.2.0.2.0.6.9.0 | BANCOMER 0120616567 OBF | 0.00 | 3,863,873.60 | 3,727,116.91 | 136,756.69 |
| 1.1.1.2.0.2.0.7.0.0 | BANCOMER 0120616621 MI C | 0.00 | 375,519.49 | 375,519.49 | 0.00 |
| 1.1.1.2.0.2.0.7.1.0 | BANCOMER 0120616648 OBF | 0.00 | 1,429,661.75 | 1,429,625.86 | 35.89 |
| 1.1.1.2.0.2.0.7.2.0 | BANCOMER 0120616664 PAC | 0.00 | 1,140,033.39 | 1,140,033.39 | 0.00 |
| 1.1.1.2.0.2.0.7.4.0 | BANCOMER 0121391534 PEM | 0.00 | 11,145,399.44 | 7,614,995.63 | 3,530,403.81 |
| 1.1.1.2.0.2.0.7.5.0 | BANCOMER 0121391488 FISI | 0.00 | 7,239,601.22 | 4,701,908.34 | 2,537,692.88 |
| 1.1.1.2.0.2.0.7.6.0 | BANCOMER 0121391542 MI T | 0.00 | 236,000.24 | 236,000.00 | 0.24 |
| 1.1.1.2.0.2.0.7.7.0 | BANCOMER 0121391003 MI C | 0.00 | 672,808.58 | 672,800.00 | 8.58 |
| 1.1.1.2.0.2.0.7.8.0 | BANCOMER 0120984841 CAM | 0.00 | 7,928,160.92 | 7,928,154.11 | 6.81 |
| 1.1.1.2.0.2.0.7.9.0 | BANCOMER 0121450298 TEC | 0.00 | 1,185,605.60 | 1,185,600.00 | 5.60 |
| 1.1.1.2.0.2.0.8.0.0 | BANCOMER 0121542176 FOM | 0.00 | 4,263,307.94 | 4,263,300.00 | 7.94 |
| 1.1.1.2.0.2.0.8.1.0 | BANCOMER 0121590057 LAC | 0.00 | 175,000.61 | 175,000.00 | 0.61 |
| 1.1.1.2.0.2.0.8.2.0 | BANCOMER 0121590073 ALE | 0.00 | 175,000.92 | 175,000.92 | 0.00 |
| 1.1.1.2.0.2.0.8.3.0 | BANCOMER 0121663275 BEC | 0.00 | 264,000.50 | 258,000.00 | 6,000.50 |
| 1.1.1.2.0.2.0.8.4.0 | BANCOMER 0121671227 LLE | 0.00 | 309,811.49 | 304,872.00 | 4,939.49 |
| 1.1.1.2.0.2.0.8.5.0 | BANCOMER 0122151197 MI F | 0.00 | 99,957.19 | 0.00 | 99,957.19 |
| 1.1.2 | DERECHOS A RECIBIR EFEC | 3,082,134.98 | 278,338,960.42 | 279,614,210.85 | 1,806,884.55 |
| 1.1.2.2 | CUENTAS POR COBRAR A C | 45,663.05 | 223,504.45 | 770,939.56 | -501,772.06 |
| 1.1.2.2.0.0.0.0.0.1 | SUBSIDIO PARA EL EMPLEO | 45,663.05 | 84,041.18 | 86,991.60 | 42,712.63 |
| 1.1.2.2.9.0.9.9.9.9 | CUENTAS POR COBRAR | 0.00 | 139,463.27 | 683,947.96 | -544,484.69 |
| 1.1.2.3 | DEUDORES DIVERSOS POR | 1,015,410.60 | 1,204,902.23 | 1,171,162.22 | 1,049,150.61 |
| 1.1.2.3.0.0.0.0.0.1 | FUNCIONARIOS Y EMPLEAD | 214,065.39 | 381,444.00 | 367,094.80 | 228,414.59 |
| 1.1.2.3.0.0.0.0.0.3 | GASTOS POR COMPROBAR | 628,377.79 | 823,458.23 | 804,067.42 | 647,768.60 |
| 1.1.2.3.0.0.0.0.1.1 | ANTICIPOS NOMINA | 172,967.42 | 0.00 | 0.00 | 172,967.42 |
| 1.1.2.4 | INGRESOS POR RECUPERAI | 0.00 | 266,489,320.61 | 266,455,631.05 | 33,689.56 |
| 1.1.2.4.0.0.0.0.0.1 | INGRESOS POR RECUPERAI | 0.00 | 266,489,320.61 | 266,455,631.05 | 33,689.56 |
| 1.1.2.5 | DEUDORES POR ANTICIPOS | 0.00 | 313,000.00 | 313,000.00 | 0.00 |
| 1.1.2.5.0.0.0.0.0.1 | FONDO FIJO | 0.00 | 313,000.00 | 313,000.00 | 0.00 |
| 1.1.2.9 | OTROS DERECHOS A RECIB | 2,021,061.33 | 10,108,233.13 | 10,903,478.02 | 1,225,816.44 |
| 1.1.2.9.0.0.0.0.0.1 | OTROS DEUDORES | 2,021,061.33 | 10,108,233.13 | 10,903,478.02 | 1,225,816.44 |
| 1.1.3 | DERECHOS A RECIBIR BIEN | 5,938,148.51 | 66,710,685.73 | 64,631,968.73 | 8,016,865.51 |
| 1.1.3.1 | ANTICIPO A PROVEEDORES | 219,357.78 | 0.00 | 0.00 | 219,357.78 |
| 1.1.3.1.0.0.0.0.0.1 | ANT A PROVEEDORES PRES | 219,357.78 | 0.00 | 0.00 | 219,357.78 |
| 1.1.3.4 | ANTICIPO A CONTRATISTAS | 5,718,790.73 | 66,710,685.73 | 64,631,968.73 | 7,797,507.73 |
| 1.1.3.4.0.0.0.0.0.1 | ANT A CONTRATISTAS A CO | 5,718,790.73 | 66,710,685.73 | 64,631,968.73 | 7,797,507.73 |
| 1.2 | ACTIVO NO CIRCULANTE | 44,965,083.26 | 107,063,436.63 | 77,988,672.00 | 74,039,847.89 |
| 1.2.3 | BIENES INMUEBLES, INFRAE | 23,338,250.29 | 94,247,837.21 | 73,068,669.57 | 44,517,417.93 |
| 1.2.3.1 | TERRENOS | 6,904,436.74 | 0.00 | 0.00 | 6,904,436.74 |
| 1.2.3.1.5.8.1.0.0.0 | TERRENOS | 6,904,436.74 | 0.00 | 0.00 | 6,904,436.74 |
| 1.2.3.3 | EDIFICIOS NO HABITACIONA | 1,175,001.29 | 0.00 | 0.00 | 1,175,001.29 |
| 1.2.3.3.5.8.3.0.0.0 | EDIFICIOS NO RESIDENCIAL | 1,175,001.29 | 0.00 | 0.00 | 1,175,001.29 |
| 1.2.3.5 | CONSTRUCCIONES EN PRO | 11,484,914.37 | 94,247,837.21 | 73,068,669.57 | 32,664,082.01 |
| 1.2.3.5.2.6.1.2.0.0 | EDIFICACION NO HABITACI | 0.00 | 1,949,967.47 | 850,255.27 | 1,099,712.20 |
| 1.2.3.5.2.6.1.2.0.9 | EDIFICACION NO HABITACI | 0.00 | 2,800,222.74 | 2,800,222.74 | 0.00 |
| 1.2.3.5.3.6.1.3.0.0 | CONS D OBRS P EL ABS DE | 1,925,736.67 | 468,101.15 | 1,405,736.67 | 988,101.15 |
| 1.2.3.5.3.6.1.3.0.9 | CONS D OBRS P EL ABS DE | 0.00 | 241,907.92 | 241,907.92 | 0.00 |
| 1.2.3.5.4.6.1.4.0.0 | DIV DE TERRENOS Y CONST | 6,967,511.86 | 38,676,270.64 | 25,092,491.57 | 20,551,290.93 |
| 1.2.3.5.4.6.1.4.0.9 | DIV DE TERRENOS Y CONST | 0.00 | 26,396,338.78 | 26,396,338.78 | 0.00 |
| 1.2.3.5.5.6.1.5.0.0 | CONSTRUCCION DE VIAS DE | 2,591,665.84 | 13,690,050.78 | 6,256,738.89 | 10,024,977.73 |
| 1.2.3.5.5.6.1.5.0.9 | CONSTRUCCION DE VIAS DE | 0.00 | 10,024,977.73 | 10,024,977.73 | 0.00 |
| 1.2.3.9 | OTROS BIENES INMUEBLES | 3,773,897.89 | 0.00 | 0.00 | 3,773,897.89 |
| 1.2.3.9.5.8.9.0.0.0 | OTROS BIENES INMUEBLES | 3,773,897.89 | 0.00 | 0.00 | 3,773,897.89 |
| 1.2.4 | BIENES MUEBLES | 39,700,906.42 | 12,811,476.26 | 4,920,002.43 | 47,592,380.25 |
| 1.2.4.1 | MOBILIARIO Y EQUIPO DE AI | 2,680,452.52 | 434,301.67 | 190,308.90 | 2,924,445.29 |
| 1.2.4.1.1.5.1.1.0.0 | MUEBLES DE OFICINA Y EST | 637,981.43 | 0.00 | 0.00 | 637,981.43 |
| 1.2.4.1.2.5.1.2.0.0 | MUEBLES, EXCEPTO DE OFI | 150,418.72 | 0.00 | 0.00 | 150,418.72 |
| 1.2.4.1.3.5.1.5.0.0 | EQUIPO DE COMPUTO Y DE | 1,822,805.37 | 231,098.77 | 0.00 | 2,053,904.14 |
| 1.2.4.1.3.5.1.5.0.9 | EQUIPO DE COMPUTO Y DE | 0.00 | 177,414.90 | 177,414.90 | 0.00 |
| 1.2.4.1.9.5.1.9.0.0 | OTROS MOBILIARIOS Y EQU | 69,247.00 | 25,788.00 | 12,894.00 | 82,141.00 |
| 1.2.4.2 | MOBILIARIO Y EQUIPO EDUC | 1,758,604.56 | 905,746.10 | 452,873.05 | 2,211,477.61 |
| 1.2.4.2.1.5.2.1.0.0 | EQUIPOS Y APARATOS AUD | 65,683.69 | 264,266.81 | 0.00 | 329,950.50 |
| 1.2.4.2.1.5.2.1.0.9 | EQUIPOS Y APARATOS AUD | 0.00 | 264,266.81 | 264,266.81 | 0.00 |
| 1.2.4.2.2.5.2.2.0.0 | APARATOS DEPORTIVOS | 263,293.52 | 30,000.00 | 0.00 | 293,293.52 |
| 1.2.4.2.2.5.2.2.0.9 | APARATOS DEPORTIVOS | 0.00 | 30,000.00 | 30,000.00 | 0.00 |
| 1.2.4.2.3.5.2.3.0.0 | CAMARAS FOTOGRAFICAS Y | 1,279,075.71 | 158,606.24 | 0.00 | 1,437,681.95 |
| 1.2.4.2.3.5.2.3.0.9 | CAMARAS FOTOGRAFICAS Y | 0.00 | 158,606.24 | 158,606.24 | 0.00 |



| | | | | | |
|---------------------|---------------------------|----------------|----------------|----------------|----------------|
| 1.2.4.2.9.5.2.9.0.0 | OTRO MOBILIARIO Y EQUIP | 150,551.64 | 0.00 | 0.00 | 150,551.64 |
| 1.2.4.4 | VEHICULOS Y EQUIPO DE TI | 20,996,884.51 | 11,453,728.49 | 4,267,970.48 | 28,182,642.52 |
| 1.2.4.4.1.5.4.1.0.0 | VEHICULOS Y EQUIPO TERF | 9,235,262.54 | 4,267,758.00 | 0.00 | 13,503,020.54 |
| 1.2.4.4.1.5.4.1.0.9 | VEHICULOS Y EQUIPO TERF | 0.00 | 4,267,758.00 | 4,267,758.00 | 0.00 |
| 1.2.4.4.2.5.4.2.0.0 | CARROCERIAS Y REMOLQUI | 14,500.00 | 0.00 | 0.00 | 14,500.00 |
| 1.2.4.4.9.5.4.9.0.0 | OTROS EQUIPOS DE TRANS | 11,747,121.97 | 2,918,212.49 | 212.48 | 14,665,121.98 |
| 1.2.4.5 | EQUIPO DE DEFENSA Y SEC | 483,550.00 | 0.00 | 0.00 | 483,550.00 |
| 1.2.4.5.5.5.1.0.0.0 | EQUIPO DE DEFENSA Y SEC | 483,550.00 | 0.00 | 0.00 | 483,550.00 |
| 1.2.4.6 | MAQUINARIA, OTROS EQUIF | 13,781,414.83 | 17,700.00 | 8,850.00 | 13,790,264.83 |
| 1.2.4.6.3.5.6.3.0.0 | MAQUINARIA Y EQUIPO DE (| 3,190,000.00 | 0.00 | 0.00 | 3,190,000.00 |
| 1.2.4.6.4.5.6.4.0.0 | SIST DE AIRE ACON, CALEF, | 60,467.12 | 0.00 | 0.00 | 60,467.12 |
| 1.2.4.6.5.5.6.5.0.0 | EQUIPO DE COMUNICACION | 308,340.80 | 0.00 | 0.00 | 308,340.80 |
| 1.2.4.6.6.5.6.6.0.0 | EQ DE GENERACION ELECT | 754,999.00 | 0.00 | 0.00 | 754,999.00 |
| 1.2.4.6.7.5.6.7.0.0 | HERRAMIENTAS Y MAQUINA | 93,756.96 | 8,850.00 | 0.00 | 102,606.96 |
| 1.2.4.6.7.5.6.7.0.9 | HERRAMIENTAS Y MAQUINA | 0.00 | 8,850.00 | 8,850.00 | 0.00 |
| 1.2.4.6.9.5.6.9.0.0 | OTROS EQUIPOS | 9,373,850.95 | 0.00 | 0.00 | 9,373,850.95 |
| 1.2.5 | ACTIVOS INTANGIBLES | 261,740.00 | 0.00 | 0.00 | 261,740.00 |
| 1.2.5.1 | SOFTWARE | 162,400.00 | 0.00 | 0.00 | 162,400.00 |
| 1.2.5.1.5.9.1.0.0.0 | SOFTWARE | 162,400.00 | 0.00 | 0.00 | 162,400.00 |
| 1.2.5.4 | LICENCIAS | 99,340.00 | 0.00 | 0.00 | 99,340.00 |
| 1.2.5.4.1.5.9.7.0.0 | LICENCIAS INFORMATICAS E | 99,340.00 | 0.00 | 0.00 | 99,340.00 |
| 1.2.6 | DEPRECIACION, DETERIORO | -21,582,746.69 | 0.00 | 0.00 | -21,582,746.69 |
| 1.2.6.1 | DEPRECIACION ACUMULAD, | -358,246.94 | 0.00 | 0.00 | -358,246.94 |
| 1.2.6.1.5.8.3.0.0.0 | DEP ACUM EDIFICIOS NO RE | -85,041.64 | 0.00 | 0.00 | -85,041.64 |
| 1.2.6.1.5.8.9.0.0.0 | DEP ACUM OTROS BIENES I | -273,205.30 | 0.00 | 0.00 | -273,205.30 |
| 1.2.6.3 | DEPRECIACION ACUMULAD, | -21,147,523.08 | 0.00 | 0.00 | -21,147,523.08 |
| 1.2.6.3.5.1.1.0.0.0 | DEP ACUM MUEBLES DE OF | -206,448.89 | 0.00 | 0.00 | -206,448.89 |
| 1.2.6.3.5.1.2.0.0.0 | DEP ACUM MUEBLES, EXCEI | -79,446.89 | 0.00 | 0.00 | -79,446.89 |
| 1.2.6.3.5.1.5.0.0.0 | DEP ACUM EQUIPO DE COM | -1,588,565.39 | 0.00 | 0.00 | -1,588,565.39 |
| 1.2.6.3.5.1.9.0.0.0 | DEP ACUM OTROS MOBIL Y | -22,837.01 | 0.00 | 0.00 | -22,837.01 |
| 1.2.6.3.5.2.1.0.0.0 | DEP ACUM EQUIPOS Y APAF | -42,590.78 | 0.00 | 0.00 | -42,590.78 |
| 1.2.6.3.5.2.2.0.0.0 | DEP ACUM APARATOS DEPC | -130,269.50 | 0.00 | 0.00 | -130,269.50 |
| 1.2.6.3.5.2.3.0.0.0 | DEP ACUM CAMARAS FOTO | -1,128,558.24 | 0.00 | 0.00 | -1,128,558.24 |
| 1.2.6.3.5.2.9.0.0.0 | DEP ACUM OTRO MOB Y EQ | -94,604.37 | 0.00 | 0.00 | -94,604.37 |
| 1.2.6.3.5.4.1.0.0.0 | DEP ACUM VEHICULOS Y EC | -7,105,443.15 | 0.00 | 0.00 | -7,105,443.15 |
| 1.2.6.3.5.4.2.0.0.0 | DEP ACUM CARROCERIAS Y | -1,208.33 | 0.00 | 0.00 | -1,208.33 |
| 1.2.6.3.5.4.9.0.0.0 | DEP ACUM OTROS EQUIPOS | -4,373,819.33 | 0.00 | 0.00 | -4,373,819.33 |
| 1.2.6.3.5.5.1.0.0.0 | DEP ACUM EQUIPO DE DEFE | -68,502.92 | 0.00 | 0.00 | -68,502.92 |
| 1.2.6.3.5.6.3.0.0.0 | DEP ACUM MAQUINARIA Y E | -3,190,000.00 | 0.00 | 0.00 | -3,190,000.00 |
| 1.2.6.3.5.6.4.0.0.0 | DEP ACUM SIS DE AIRE ACC | -24,481.89 | 0.00 | 0.00 | -24,481.89 |
| 1.2.6.3.5.6.5.0.0.0 | DEP ACUM EQUIPO DE COM | -79,120.38 | 0.00 | 0.00 | -79,120.38 |
| 1.2.6.3.5.6.6.0.0.0 | DEP ACUM EQ DE GENERA I | -109,624.33 | 0.00 | 0.00 | -109,624.33 |
| 1.2.6.3.5.6.7.0.0.0 | DEP ACUM HERRAMIENTAS | -21,647.34 | 0.00 | 0.00 | -21,647.34 |
| 1.2.6.3.5.6.9.0.0.0 | DEP ACUM OTROS EQUIPOS | -2,880,354.34 | 0.00 | 0.00 | -2,880,354.34 |
| 1.2.6.5 | AMORTIZACION ACUMULAD, | -76,976.67 | 0.00 | 0.00 | -76,976.67 |
| 1.2.6.5.5.9.1.0.0.0 | AMO ACUM SOFTWARE | -23,006.67 | 0.00 | 0.00 | -23,006.67 |
| 1.2.6.5.5.9.7.0.0.0 | AMO ACUM LICENCIAS INFO | -53,970.00 | 0.00 | 0.00 | -53,970.00 |
| 1.2.7 | ACTIVOS DIFERIDOS | 3,246,933.24 | 4,123.16 | 0.00 | 3,251,056.40 |
| 1.2.7.1 | ESTUDIOS, FORMULACION Y | 3,246,933.24 | 4,123.16 | 0.00 | 3,251,056.40 |
| 1.2.7.1.6.3.1.0.0.0 | ESTU, FORM Y EVA D PROYI | 3,246,933.24 | 4,123.16 | 0.00 | 3,251,056.40 |
| 2 | PASIVO | -7,106,618.03 | 284,966,639.12 | 289,068,276.59 | -11,208,255.50 |
| 2.1 | PASIVO CIRCULANTE | -7,106,618.03 | 284,966,639.12 | 289,068,276.59 | -11,208,255.50 |
| 2.1.1 | CUENTAS POR PAGAR A CO | -7,106,618.03 | 284,966,639.12 | 289,068,276.59 | -11,208,255.50 |
| 2.1.1.1 | SERVICIOS PERSONALES PI | 4,985.82 | 97,024,500.77 | 97,024,540.49 | 4,946.10 |
| 2.1.1.1.0.0.0.0.0.1 | SERVICIOS PERSONALES PI | 4,985.82 | 97,024,500.77 | 97,024,540.49 | 4,946.10 |
| 2.1.1.2 | PROVEEDORES POR PAGAF | -340,746.26 | 78,115,345.32 | 77,981,664.42 | -207,065.36 |
| 2.1.1.2.0.0.0.0.0.1 | PROVEEDORES POR PAGAF | -107,710.25 | 77,847,983.52 | 77,847,983.52 | -107,710.25 |
| 2.1.1.2.0.0.0.2.1.2 | PASIVOS CAPITULO 2000 AL | -91,694.50 | 0.00 | 0.00 | -91,694.50 |
| 2.1.1.2.0.0.0.2.1.3 | PASIVOS CAPITULO 3000 AL | -7,660.61 | 0.00 | 0.00 | -7,660.61 |
| 2.1.1.2.0.0.0.2.2.2 | PASIVOS CAPITULO 2000 AL | -133,680.90 | 267,361.80 | 133,680.90 | 0.00 |
| 2.1.1.3 | CONTRATISTAS POR OBRAS | -4,121,924.58 | 68,730,809.66 | 71,682,213.10 | -7,073,528.32 |
| 2.1.1.3.0.0.0.0.0.1 | CONTRATISTAS POR PAGAF | -3,341,797.42 | 67,850,482.21 | 71,682,213.10 | -7,073,528.31 |
| 2.1.1.3.0.0.0.2.2.6 | PASIVOS CAPITULO 6000 AL | -780,127.16 | 580,127.15 | 0.00 | 50.00 |
| 2.1.1.5 | TRANSFERENCIAS OTORGA | -77,545.12 | 454,719.42 | 40,970,224.30 | 50.00 |
| 2.1.1.5.0.0.0.0.0.1 | TRASNFERENCIAS OTORGA | 0.00 | 377,474.30 | 10,377,324.30 | 50.00 |
| 2.1.1.5.0.0.0.2.2.4 | PASIVOS CAPITULO 4000 AL | -77,545.12 | 77,645.12 | 0.00 | 0.00 |




| | | | | | |
|---------------------|--------------------------|----------------|---------------|---------------|----------------|
| 2.1.1.7 | RETENCIONES Y CONTRIBU | -2,439,253.37 | 7,722,447.65 | 8,937,915.97 | -3,654,721.69 |
| 2.1.1.7.0.0.0.0.0.1 | ISR HONORARIOS | -23,496.00 | 29,095.50 | 22,109.05 | -16,509.55 |
| 2.1.1.7.0.0.0.0.0.2 | ISR RETENCIONES POR ASI | -5,051.30 | 0.00 | 0.00 | -5,051.30 |
| 2.1.1.7.0.0.0.0.0.3 | ISR ARRENDAMIENTO 2011 | -17,842.72 | 38,937.30 | 33,077.04 | -11,982.46 |
| 2.1.1.7.0.0.0.0.0.4 | ISR POR SUELDOS | -1,306,361.35 | 6,397,411.63 | 6,865,015.16 | -1,773,964.88 |
| 2.1.1.7.0.0.0.0.0.5 | IMP. CEDULAR HONORARIO: | -17,093.46 | 6,281.00 | 5,005.13 | -15,817.59 |
| 2.1.1.7.0.0.0.0.0.6 | IMP. CEDULAR ARRENDAMIE | -4,010.90 | 12,109.32 | 10,769.98 | -2,671.56 |
| 2.1.1.7.0.0.0.0.0.7 | IMP. CEDULAR NOMINA | -123,564.14 | 839,974.73 | 727,711.81 | -11,301.22 |
| 2.1.1.7.0.0.0.0.0.8 | ISR RETENCION REG SIMPLI | 1,042.58 | 18,779.30 | 36,301.97 | -16,480.09 |
| 2.1.1.7.0.0.0.0.0.9 | RETENCION IMP. CEDULAR I | -1,789.73 | 9,813.86 | 27,178.94 | -19,154.81 |
| 2.1.1.7.0.0.0.1.0.1 | IMSS | 0.00 | 26,512.21 | 186,630.25 | -160,118.04 |
| 2.1.1.7.0.0.0.2.0.1 | PENSION ALIMENTICIA | 0.00 | 153,561.92 | 156,561.92 | -3,000.00 |
| 2.1.1.7.0.0.0.2.0.3 | RETENCION POR RESOLUCI | 0.00 | 34,691.25 | 34,691.25 | 0.00 |
| 2.1.1.7.0.0.0.3.0.1 | DIVO | -172,631.36 | 0.00 | 0.00 | -172,631.36 |
| 2.1.1.7.0.0.0.3.9.9 | FONDO DE AHORRO | -768,454.99 | 155,279.63 | 832,863.47 | -1,446,038.83 |
| 2.1.1.9 | OTRAS CUENTAS POR PAG/ | -132,134.52 | 22,919,016.60 | 23,064,718.31 | -277,836.23 |
| 2.1.1.9.0.0.0.0.0.1 | OTRAS CUENTAS POR PAG/ | -132,134.52 | 22,919,016.60 | 23,064,718.31 | -277,836.23 |
| 3 | HACIENDA PUBLICA/ PATRI | -87,957,697.33 | 64,583,097.20 | 50,984,886.86 | -74,359,486.99 |
| 3.1 | HACIENDA PUBLICA/PATRI | -37,426,275.92 | 3,147,820.91 | 3,147,820.91 | -37,426,275.92 |
| 3.1.1 | APORTACIONES | -28,193,124.51 | 3,147,820.91 | 3,147,820.91 | -28,193,124.51 |
| 3.1.1.0 | APORTACIONES | -28,193,124.51 | 3,147,820.91 | 3,147,820.91 | -28,193,124.51 |
| 3.1.1.0.0.0.0.0.0.1 | APORTACIONES | -28,193,124.51 | 3,147,820.91 | 3,147,820.91 | -28,193,124.51 |
| 3.1.2 | DONACIONES DE CAPITAL | -9,233,151.41 | 0.00 | 0.00 | -9,233,151.41 |
| 3.1.2.0 | DONACIONES DE CAPITAL | -9,233,151.41 | 0.00 | 0.00 | -9,233,151.41 |
| 3.1.2.0.0.0.0.0.0.1 | DONACIONES DE CAPITAL | -9,233,151.41 | 0.00 | 0.00 | -9,233,151.41 |
| 3.2 | HACIENDA PUBLICA/PATRI | -50,531,421.41 | 61,435,276.29 | 47,837,065.95 | -36,933,211.07 |
| 3.2.1 | RESULTADOS DEL EJERCIC | -47,195,218.45 | 47,195,218.45 | 0.00 | 0.00 |
| 3.2.1.0 | RESULTADOS DEL EJERCIC | -47,195,218.45 | 47,195,218.45 | 0.00 | 0.00 |
| 3.2.1.0.0.0.0.0.0.1 | RESULT DEL EJERCICIO: AH | -47,195,218.45 | 47,195,218.45 | 0.00 | 0.00 |
| 3.2.2 | RESULTADOS DE EJERCICIC | -3,516,860.70 | 14,240,057.84 | 47,837,065.95 | -37,113,868.81 |
| 3.2.2.0 | RESULTADOS DE EJERCICIC | -3,516,860.70 | 14,240,057.84 | 47,837,065.95 | -37,113,868.81 |
| 3.2.2.0.0.0.0.0.0.1 | RESULTADO EJERCICIOS AN | 44,591,326.61 | 0.00 | 0.00 | 44,591,326.61 |
| 3.2.2.0.0.0.0.0.0.2 | RESULTADO DEL EJERCICIC | 341,669.63 | 0.00 | 0.00 | 341,669.63 |
| 3.2.2.0.0.0.0.0.0.3 | RESULTADO DEL EJERCICIC | 6,658,156.82 | 0.00 | 0.00 | 6,658,156.82 |
| 3.2.2.0.0.0.0.0.0.4 | RESULTADO DEL EJERCICIC | 7,176,967.35 | 0.00 | 0.00 | 7,176,967.35 |
| 3.2.2.0.0.0.0.0.0.5 | RESULTADO DEL EJERCICIC | 23,825,750.62 | 0.00 | 0.00 | 23,825,750.62 |
| 3.2.2.0.0.0.0.0.0.6 | RESULTADO DEL EJERCICIC | 1,385,756.15 | 0.00 | 0.00 | 1,385,756.15 |
| 3.2.2.0.0.0.0.0.0.7 | RESULTADO DEL EJERCICIC | 18,002,411.64 | 0.00 | 0.00 | 18,002,411.64 |
| 3.2.2.0.0.0.0.1.0.1 | APLICACION DE REMANENT | -3,262,688.01 | 0.00 | 0.00 | -3,262,688.01 |
| 3.2.2.0.0.0.0.1.0.2 | APLICACION DE REMANENT | -6,344,494.74 | 0.00 | 0.00 | -6,344,494.74 |
| 3.2.2.0.0.0.0.1.0.3 | APLICACION DE REMANENT | -8,540,192.25 | 0.00 | 0.00 | -8,540,192.25 |
| 3.2.2.0.0.0.0.1.0.4 | APLICACION DE REMANENT | -4,247,204.30 | 0.00 | 0.00 | -4,247,204.30 |
| 3.2.2.0.0.0.0.1.0.5 | APLICACION DE REMANENT | -2,905,958.56 | 0.00 | 0.00 | -2,905,958.56 |
| 3.2.2.0.0.0.0.1.0.6 | APLICACION DE REMANENT | -467,364.72 | 0.00 | 0.00 | -467,364.72 |
| 3.2.2.0.0.0.0.1.0.7 | APLICACION DE REMANENT | -4,564,898.72 | 0.00 | 0.00 | -4,564,898.72 |
| 3.2.2.0.0.0.0.2.0.1 | APLICACION DE REMANENT | -2,329,712.43 | 0.00 | 0.00 | -2,329,712.43 |
| 3.2.2.0.0.0.0.2.0.2 | APLICACION DE REMANENT | -947,560.71 | 0.00 | 0.00 | -947,560.71 |
| 3.2.2.0.0.0.0.2.0.3 | APLICACION DE REMANENT | -823,715.69 | 0.00 | 0.00 | -823,715.69 |
| 3.2.2.0.0.0.0.3.0.1 | APLICACION DE REMANENT | -2,300,000.00 | 0.00 | 0.00 | -2,300,000.00 |
| 3.2.2.0.0.0.0.3.0.2 | APLIC REM CONV FEDERALI | -2,472,136.31 | 0.00 | 0.00 | -2,472,136.31 |
| 3.2.2.0.0.0.0.3.0.3 | APLIC REM CONV FEDERALI | -2,320,595.66 | 0.00 | 0.00 | -2,320,595.66 |
| 3.2.2.0.0.0.0.3.0.4 | APLIC REM CONV FEDERALI | -909,998.57 | 0.00 | 0.00 | -909,998.57 |
| 3.2.2.0.0.0.0.4.0.1 | APLICACION DE REMANENT | -1,306,694.15 | 0.00 | 0.00 | -1,306,694.15 |
| 3.2.2.0.0.0.0.4.0.2 | APLIC REM CONV ESTATALE | -7,519,604.89 | 0.00 | 0.00 | -7,519,604.89 |
| 3.2.2.0.0.0.0.4.0.3 | APLIC REM CONV ESTATALE | -11,025,625.85 | 0.00 | 0.00 | -11,025,625.85 |
| 3.2.2.0.0.0.0.4.0.4 | APLIC REM CONV ESTATALE | -6,723,834.98 | 0.00 | 0.00 | -6,723,834.98 |
| 3.2.2.0.0.0.0.4.0.5 | APLIC REM CONV ESTATALE | -11,011,962.94 | 0.00 | 0.00 | -11,011,962.94 |
| 3.2.2.0.0.0.0.4.0.6 | APLIC REM CONV ESTATALE | -1,285,360.48 | 0.00 | 0.00 | -1,285,360.48 |
| 3.2.2.0.0.0.0.4.0.7 | APLIC REM CONV ESTATALE | -359,488.76 | 0.00 | 0.00 | -359,488.76 |
| 3.2.2.0.0.0.0.4.0.8 | APLIC REM CONV ESTATALE | 0.00 | 150,000.00 | 150,000.00 | 0.00 |
| 3.2.2.0.0.0.0.7.0.1 | APLICACION DE REMANENT | -672,303.51 | 0.00 | 0.00 | -672,303.51 |
| 3.2.2.0.0.0.0.7.0.3 | APLICACION DE REMANENT | -347,285.44 | 0.00 | 0.00 | -347,285.44 |
| 3.2.2.0.0.0.0.8.0.1 | APLIC REM REC MUNICIPAL | -7,281,762.05 | 0.00 | 0.00 | -7,281,762.05 |
| 3.2.2.0.0.0.0.8.0.2 | APLIC REM REC MUNICIPAL | -845,757.39 | 0.00 | 0.00 | -845,757.39 |
| 3.2.2.0.0.0.0.8.0.3 | APLIC REM REC MUNICIPAL | -1,872,326.96 | 0.00 | 0.00 | -1,872,326.96 |
| 3.2.2.0.0.0.0.8.0.4 | APLIC REM REC MUNICIPAL | -8,363,779.75 | 0.00 | 0.00 | -8,363,779.75 |




| | | | | | |
|---------------------|---------------------------|---------------|---------------|----------------|-----------------|
| 3.2.2.0.0.0.8.0.5 | APLIC REM REC MUNICIPAL | -8,476,418.07 | 0.00 | 0.00 | -8,476,418.07 |
| 3.2.2.0.0.0.8.0.6 | APLIC REM REC MUNICIPAL | -222,582.63 | 0.00 | 0.00 | -222,582.63 |
| 3.2.2.0.0.0.9.0.1 | APLICACION REMANENTE D | -4,000,000.00 | 0.00 | 0.00 | -4,000,000.00 |
| 3.2.2.0.0.0.9.0.2 | APLICACION REMANENTE D | 0.00 | 33.80 | 33.80 | 0.00 |
| 3.2.2.0.0.0.2.0.2.1 | RESULTADO DEL EJERCICIO | 8,252,409.00 | 0.00 | 0.00 | 8,252,409.00 |
| 3.2.2.0.0.0.2.0.2.2 | RESULTADO DEL EJERCICIO | 0.00 | 14,090,024.04 | 47,687,032.15 | -33,597,008.11 |
| 3.2.5 | RECTIFICACIONES DE RESU | 180,657.74 | 0.00 | 0.00 | 180,657.74 |
| 3.2.5.2 | CAMBIOS POR ERRORES CC | 180,657.74 | 0.00 | 0.00 | 180,657.74 |
| 3.2.5.2.0.0.0.0.0.1 | CAMBIOS POR ERRORES CC | 180,657.74 | 0.00 | 0.00 | 180,657.74 |
| 4 | INGRESOS Y OTROS BENEF | 0.00 | 54,167,574.03 | 308,419,878.72 | -254,252,304.69 |
| 4.1 | INGRESOS DE GESTION | 0.00 | 13,083,826.92 | 33,676,407.99 | -20,592,581.07 |
| 4.1.1 | IMPUESTOS | 0.00 | 11,003,988.89 | 22,380,260.75 | -11,376,271.86 |
| 4.1.1.2 | IMPUESTOS SOBRE EL PATI | 0.00 | 10,659,311.14 | 20,991,058.84 | -10,331,747.70 |
| 4.1.1.2.0.1.0.0.0.1 | IMPUESTO PREDIAL URBAN | 0.00 | 7,259,880.47 | 13,360,426.85 | -6,100,546.38 |
| 4.1.1.2.0.1.0.0.0.2 | IMPUESTO PREDIAL RUSTIC | 0.00 | 2,618,248.82 | 5,442,076.27 | -2,823,827.45 |
| 4.1.1.2.0.1.0.0.0.3 | REZAGO IMPUESTO PREDIA | 0.00 | 533,077.99 | 1,361,476.93 | -828,398.94 |
| 4.1.1.2.0.1.0.0.0.4 | REZAGO IMPUESTO PREDIA | 0.00 | 215,554.15 | 522,633.28 | -307,079.13 |
| 4.1.1.2.0.2.0.0.0.1 | DIVISION O LOTIF INM URBA | 0.00 | 23,524.62 | 124,422.64 | -100,898.02 |
| 4.1.1.2.0.3.0.0.0.1 | IMP TO S/ADQUISICION DE B | 0.00 | 9,025.09 | 180,022.87 | -170,997.78 |
| 4.1.1.3 | IMPUESTOS SOBRE LA PRO | 0.00 | 0.00 | 90,000.00 | -90,000.00 |
| 4.1.1.3.0.4.0.0.0.7 | BAILES PUBLICOS | 0.00 | 0.00 | 90,000.00 | -90,000.00 |
| 4.1.1.7 | ACCESORIOS DE IMPUESTO | 0.00 | 344,677.75 | 1,299,201.91 | -954,524.16 |
| 4.1.1.7.0.1.0.0.0.1 | RECARGOS IMPUESTO PREI | 0.00 | 307,085.20 | 914,828.12 | -607,742.92 |
| 4.1.1.7.0.2.0.0.0.1 | MULTAS IMPUESTO PREDIA | 0.00 | 12,755.06 | 253,628.12 | -240,873.06 |
| 4.1.1.7.0.3.0.0.0.1 | GASTOS DE EJECUCION PRI | 0.00 | 24,837.49 | 130,745.67 | -105,908.18 |
| 4.1.4 | DERECHOS | 0.00 | 1,243,104.48 | 6,740,260.31 | -5,497,155.83 |
| 4.1.4.1 | DERECHOS POR EL USO, GC | 0.00 | 96,452.00 | 413,460.00 | -317,008.00 |
| 4.1.4.1.0.1.0.0.0.1 | POR OCUPACION Y USO DE | 0.00 | 35,572.00 | 99,125.00 | -63,553.00 |
| 4.1.4.1.0.1.0.0.0.2 | PERMISO DE FEST O EVENT | 0.00 | 6,550.00 | 63,550.00 | -57,000.00 |
| 4.1.4.1.0.2.0.0.0.2 | USO DE LAS INST RECREAT | 0.00 | 54,330.00 | 250,785.00 | -196,455.00 |
| 4.1.4.3 | DERECHOS POR PRESTACI | 0.00 | 1,146,652.48 | 6,326,800.31 | -5,180,147.83 |
| 4.1.4.3.0.1.0.0.0.3 | RECOLECCION TRASLADO Y | 0.00 | 2,796.00 | 14,160.00 | -11,364.00 |
| 4.1.4.3.0.2.0.0.0.1 | INHUMACIONES EN FOSA O | 0.00 | 108,741.60 | 475,744.50 | -367,002.90 |
| 4.1.4.3.0.2.0.0.0.2 | EXHUMACIONES DE RESTO: | 0.00 | 1,181.28 | 7,973.64 | -6,792.36 |
| 4.1.4.3.0.2.0.0.0.4 | PER PARA TRASLADO DE C/ | 0.00 | 1,455.79 | 7,902.86 | -6,447.07 |
| 4.1.4.3.0.2.0.0.0.6 | PERMISO CONSTR Y RECON | 0.00 | 1,689.15 | 9,527.51 | -7,838.36 |
| 4.1.4.3.0.2.0.0.0.9 | LOZAS, LAPIDAS, JARDINER | 0.00 | 3,382.62 | 13,305.98 | -9,923.36 |
| 4.1.4.3.0.3.0.0.0.1 | SACRIFICIO DE ANIMALES, F | 0.00 | 52,739.00 | 216,268.00 | -163,529.00 |
| 4.1.4.3.0.6.0.0.0.4 | POR EXPEDICI CONSTANCIA | 0.00 | 1,113.90 | 4,826.90 | -3,713.00 |
| 4.1.4.3.0.9.0.0.0.1 | POR USO O QUEMA DE PIRC | 0.00 | 0.00 | 447.00 | -447.00 |
| 4.1.4.3.0.9.0.0.0.3 | POR DICTAMEN SEG PROG | 0.00 | 3,111.00 | 25,763.25 | -22,652.25 |
| 4.1.4.3.1.0.0.0.0.1 | POR ASIGNACION DE NUME | 0.00 | 12,141.22 | 51,967.67 | -39,826.45 |
| 4.1.4.3.1.0.0.0.0.4 | POR PERMISO DE DIVISION | 0.00 | 11,655.28 | 45,948.70 | -34,293.42 |
| 4.1.4.3.1.0.0.0.0.6 | POR PERMISO DE USO DE S | 0.00 | 8,563.56 | 46,723.97 | -38,160.41 |
| 4.1.4.3.1.0.0.0.0.8 | POR EL PERMISO DE CONST | 0.00 | 16,536.09 | 103,619.18 | -87,083.09 |
| 4.1.4.3.1.0.0.0.1.5 | DICTAMEN DE BARDEO PER | 0.00 | 1,514.47 | 7,342.92 | -5,828.45 |
| 4.1.4.3.1.0.0.0.1.9 | CERTIFICACION DE TERMIN | 0.00 | 447.52 | 895.04 | -447.52 |
| 4.1.4.3.1.3.0.0.0.1 | PERMISO POR COLOCACION | 0.00 | 10,531.78 | 58,194.60 | -47,662.82 |
| 4.1.4.3.1.3.0.0.0.3 | PERMISO PARA LA DIFUSIO | 0.00 | 0.00 | 3,500.02 | -3,500.02 |
| 4.1.4.3.1.3.0.0.0.6 | PERMISO PARA LA COLOCA | 0.00 | 349.08 | 1,047.24 | -698.16 |
| 4.1.4.3.1.6.0.0.0.3 | CONSTANCIAS EXPEDIDAS I | 0.00 | 28,387.24 | 139,277.09 | -110,889.85 |
| 4.1.4.3.1.6.0.0.0.4 | CERTIFICACIONES | 0.00 | 143.05 | 286.10 | -143.05 |
| 4.1.4.3.1.6.0.0.0.7 | CARTA DE ORIGEN | 0.00 | 286.11 | 1,859.67 | -1,573.56 |
| 4.1.4.3.1.8.0.0.0.1 | MENSUAL | 0.00 | 651,724.60 | 4,509,746.32 | -3,858,021.72 |
| 4.1.4.3.1.8.0.0.0.2 | ALUMBRADO PUBLICO REC/ | 0.00 | 197,815.68 | 416,216.02 | -218,400.34 |
| 4.1.4.3.2.0.0.0.0.7 | CURSOS Y TALLERES CULTI | 0.00 | 30,346.46 | 164,256.13 | -133,909.67 |
| 4.1.5 | PRODUCTOS | 0.00 | 507,028.31 | 3,785,755.70 | -3,278,727.39 |
| 4.1.5.1 | PRODUCTOS | 0.00 | 507,028.31 | 3,785,755.70 | -3,278,727.39 |
| 4.1.5.1.0.1.0.0.0.1 | INTERESES DERIVADOS DE | 0.00 | 494,501.81 | 3,639,345.40 | -3,144,843.59 |
| 4.1.5.1.0.1.0.0.0.2 | INTERESES DERIVADOS DE | 0.00 | 9,582.55 | 131,811.57 | -122,229.02 |
| 4.1.5.1.0.3.0.0.0.1 | FORMAS Y FORMATOS OFIC | 0.00 | 14,433.95 | 14,598.73 | -11,654.78 |
| 4.1.6 | APROVECHAMIENTOS | 0.00 | 329,705.24 | 770,131.23 | -440,425.99 |
| 4.1.6.2 | MULTAS | 0.00 | 8,785.92 | 44,400.55 | -35,614.63 |
| 4.1.6.2.0.1.0.0.0.2 | MULTAS POR INFRACCION E | 0.00 | 0.00 | 13,032.90 | -13,032.90 |
| 4.1.6.2.0.1.0.0.0.3 | MULTAS DE TRANSITO | 0.00 | 7,535.06 | 28,865.93 | -21,330.87 |
| 4.1.6.2.0.1.0.0.0.6 | MULTAS DE FISCALIZACION | 0.00 | 1,250.86 | 2,501.72 | -1,250.86 |




| | | | | | |
|---------------------|--------------------------------------|------|----------------|----------------|-----------------|
| 4.1.6.3 | INDEMNIZACIONES | 0.00 | 2,588.77 | 5,177.54 | -2,588.77 |
| 4.1.6.3.0.1.0.0.0.1 | POR DAÑOS EN VIA PUBLICA | 0.00 | 2,588.77 | 5,177.54 | -2,588.77 |
| 4.1.6.5 | APROVECHAMIENTOS PROV | 0.00 | 0.00 | 23,092.80 | -23,092.80 |
| 4.1.6.5.0.1.0.0.0.1 | SANCIONES A CONTRATISTAS | 0.00 | 0.00 | 23,092.80 | -23,092.80 |
| 4.1.6.9 | OTROS APROVECHAMIENTOS | 0.00 | 318,330.55 | 697,460.34 | -379,129.79 |
| 4.1.6.9.0.1.0.0.0.3 | REFERENDO PADRONES MUNICIPALES | 0.00 | 2,225.00 | 6,075.00 | -3,850.00 |
| 4.1.6.9.0.1.0.0.0.6 | REGISTRO DE PERITOS FISCALES | 0.00 | 7,474.16 | 14,948.32 | -7,474.16 |
| 4.1.6.9.0.1.0.0.0.7 | PADRON DE PROVEEDORES | 0.00 | 1,625.00 | 9,250.00 | -7,625.00 |
| 4.1.6.9.0.3.0.0.0.1 | DONATIVOS PERSONAS FISCALES | 0.00 | 221,006.39 | 491,259.02 | -270,252.63 |
| 4.1.6.9.0.9.0.0.0.7 | REINTEGRO DE OBRAS/AUDITORIAS | 0.00 | 86,000.00 | 175,928.00 | -89,928.00 |
| 4.2 | PARTICIPACIONES, APORTACIONES | 0.00 | 41,083,747.11 | 274,743,470.73 | -233,659,723.62 |
| 4.2.1 | PARTICIPACIONES, APORTACIONES | 0.00 | 35,749,441.98 | 197,308,790.10 | -161,559,348.12 |
| 4.2.1.1 | PARTICIPACIONES | 0.00 | 32,262,923.66 | 135,734,721.20 | -103,471,797.54 |
| 4.2.1.1.0.1.0.0.0.1 | FONDO GENERAL DE PARTICIPACIONES | 0.00 | 15,464,014.18 | 70,988,476.57 | -55,524,462.39 |
| 4.2.1.1.0.2.0.0.0.1 | FONDO DE FOMENTO MUNICIPAL | 0.00 | 9,941,666.75 | 45,866,078.13 | -35,924,411.38 |
| 4.2.1.1.0.3.0.0.0.1 | FONDO DE FISCALIZACION Y CONTROL | 0.00 | 1,491,866.17 | 5,114,722.72 | -3,622,856.55 |
| 4.2.1.1.0.4.0.0.0.1 | IMPUESTO ESPECIAL SOBRE SUAVES | 0.00 | 0.00 | 3,138,454.23 | -3,138,454.23 |
| 4.2.1.1.0.5.0.0.0.1 | IEPS VTA FINAL GASOLINAS | 0.00 | 3,884,837.56 | 4,255,703.55 | -370,865.99 |
| 4.2.1.1.0.6.0.0.0.1 | FONDO ISR PARTICIPABLE | 0.00 | 1,480,539.00 | 6,371,286.00 | -4,890,747.00 |
| 4.2.1.2 | APORTACIONES | 0.00 | 2,683,301.19 | 58,398,248.53 | -55,714,947.34 |
| 4.2.1.2.0.1.0.0.0.1 | FONDO P/ INFRAESTRUCTURA | 0.00 | 0.00 | 23,564,476.00 | -23,564,476.00 |
| 4.2.1.2.0.1.0.0.0.2 | FAISM INTERESES | 0.00 | 21,923.19 | 202,144.68 | -180,221.49 |
| 4.2.1.2.0.2.0.0.0.1 | FONDO APORT P/ FORTALECIMIENTO | 0.00 | 2,661,378.00 | 34,597,912.00 | -31,936,534.00 |
| 4.2.1.2.0.2.0.0.0.2 | FORTAMUN INTERESES | 0.00 | 0.00 | 33,715.85 | -33,715.85 |
| 4.2.1.4 | INCENTIVOS DERIVADOS DE LA PROPIEDAD | 0.00 | 803,217.13 | 3,175,820.37 | -2,372,603.24 |
| 4.2.1.4.0.1.0.0.0.1 | TENENCIA O USO DE VEHICULOS | 0.00 | 1,261.63 | 10,606.36 | -9,344.73 |
| 4.2.1.4.0.2.0.0.0.1 | FONDO DE COMPENSACION | 0.00 | 45,587.00 | 180,989.00 | -135,402.00 |
| 4.2.1.4.0.3.0.0.0.1 | IMPUESTO SOBRE AUTOMOVILES | 0.00 | 293,362.82 | 1,329,102.57 | -1,035,739.75 |
| 4.2.1.4.0.4.0.0.0.1 | ISR POR LA ENAJENACION E IMPUESTO | 0.00 | 215,153.11 | 830,134.83 | -614,981.72 |
| 4.2.1.4.0.9.0.0.0.1 | GASOLINAS Y DIESEL-INCEN | 0.00 | 247,852.57 | 824,987.61 | -577,135.04 |
| 4.2.2 | TRANSFERENCIAS, ASIGNACIONES | 0.00 | 5,334,305.13 | 77,434,680.63 | -72,100,375.50 |
| 4.2.2.1 | TRANSFERENCIAS Y ASIGNACIONES | 0.00 | 5,334,305.13 | 77,434,680.63 | -72,100,375.50 |
| 4.2.2.1.0.1.0.0.0.1 | TRANSFERENCIAS Y ASIGNACIONES | 0.00 | 0.00 | 4,182,136.45 | -4,182,136.45 |
| 4.2.2.1.0.2.0.0.0.1 | DERECHOS ALCOHOLES | 0.00 | 3,598.82 | 13,789.89 | -10,191.07 |
| 4.2.2.1.0.2.0.0.0.2 | IMPUESTO VENTA FINAL BEBIDAS | 0.00 | 97,017.31 | 395,942.58 | -298,925.27 |
| 4.2.2.1.0.2.0.0.0.3 | CONVENIOS ESTATALES | 0.00 | 3,331,107.27 | 64,198,547.40 | -60,867,440.13 |
| 4.2.2.1.0.5.0.0.0.1 | CONVENIOS CON BENEFICIARIOS | 0.00 | 1,902,581.73 | 8,644,264.31 | -6,741,682.58 |
| 5 | GASTOS Y OTRAS PERDIDAS | 0.00 | 226,677,078.95 | 25,984,729.72 | 200,692,349.23 |
| 5.1 | GASTOS DE FUNCIONAMIENTO | 0.00 | 172,613,483.09 | 20,142,729.34 | 152,470,753.75 |
| 5.1.1 | SERVICIOS PERSONALES | 0.00 | 102,517,274.40 | 17,623,142.27 | 84,894,132.13 |
| 5.1.1.1 | REMUNERACIONES AL PERSONAL | 0.00 | 53,642,306.62 | 11,590,178.68 | 42,052,127.94 |
| 5.1.1.1.1.1.1.0.0.0 | DIETAS | 0.00 | 4,301,772.75 | 1,173,210.75 | 3,128,562.00 |
| 5.1.1.1.1.1.3.0.0.0 | SUELDOS BASE AL PERSONAL | 0.00 | 49,340,533.87 | 10,416,967.93 | 38,923,565.94 |
| 5.1.1.1.2 | REMUNERACIONES AL PERSONAL | 0.00 | 17,810,680.38 | 2,513,025.06 | 15,297,655.32 |
| 5.1.1.2.1.2.2.0.0.0 | SUELDOS BASE AL PERSONAL | 0.00 | 17,810,680.38 | 2,513,025.06 | 15,297,655.32 |
| 5.1.1.3 | REMUNERACIONES ADICIONALES | 0.00 | 9,302,820.11 | 21,762.63 | 9,281,057.48 |
| 5.1.1.3.1.3.2.1.0.0 | PRIMA VACACIONAL | 0.00 | 630,332.28 | 1,490.89 | 628,841.39 |
| 5.1.1.3.1.3.2.3.0.0 | GRATIFICACION DE FIN DE AÑO | 0.00 | 8,621,357.35 | 20,271.74 | 8,601,085.61 |
| 5.1.1.3.1.3.3.0.0.0 | HORAS EXTRAORDINARIAS | 0.00 | 51,130.48 | 0.00 | 51,130.48 |
| 5.1.1.4 | SEGURIDAD SOCIAL | 0.00 | 3,107,384.14 | 0.00 | 3,107,384.14 |
| 5.1.1.4.1.4.1.3.0.0 | APORTACIONES IMSS | 0.00 | 2,682,240.44 | 0.00 | 2,682,240.44 |
| 5.1.1.4.1.4.4.0.0.0 | APORTACIONES PARA SEGURIDAD | 0.00 | 425,143.70 | 0.00 | 425,143.70 |
| 5.1.1.5 | OTRAS PRESTACIONES SOCIALES | 0.00 | 18,654,083.15 | 3,498,175.90 | 15,155,907.25 |
| 5.1.1.5.1.5.1.0.0.0 | CUOTAS PARA EL FONDO DE | 0.00 | 367,024.58 | 28,232.66 | 338,791.92 |
| 5.1.1.5.1.5.2.0.0.0 | INDEMNIZACIONES | 0.00 | 2,345,801.56 | 0.00 | 2,345,801.56 |
| 5.1.1.5.1.5.9.0.0.0 | OTRAS PRESTACIONES SOCIALES | 0.00 | 15,941,257.01 | 3,469,943.24 | 12,471,313.77 |
| 5.1.2 | MATERIALES Y SUMINISTRANTES | 0.00 | 15,849,752.71 | 398,901.52 | 15,450,851.19 |
| 5.1.2.1 | MATERIALES DE ADMINISTRACION | 0.00 | 1,409,884.55 | 5,743.22 | 1,404,141.33 |
| 5.1.2.1.2.1.1.0.0.0 | MATERIALES, UTILES Y EQUIPOS | 0.00 | 495,858.59 | 5,743.22 | 490,115.37 |
| 5.1.2.1.2.1.1.1.0.0 | EQUIPOS MENORES DE OFICINA | 0.00 | 406,041.83 | 0.00 | 406,041.83 |
| 5.1.2.1.2.1.2.0.0.0 | MATERIALES Y UTILES DE INFORMACION | 0.00 | 145,230.23 | 0.00 | 145,230.23 |
| 5.1.2.1.2.1.5.0.0.0 | MATERIAL IMPRESO E INFORMACION | 0.00 | 239,486.15 | 0.00 | 239,486.15 |
| 5.1.2.1.2.1.6.0.0.0 | MATERIAL DE LIMPIEZA | 0.00 | 399,183.14 | 0.00 | 399,183.14 |
| 5.1.2.1.2.1.7.0.0.0 | MATERIALES Y UTILES DE EDUCACION | 0.00 | 24,084.61 | 0.00 | 24,084.61 |
| 5.1.2.2 | ALIMENTOS Y UTENSILIOS | 0.00 | 577,888.07 | 66,040.15 | 511,847.92 |
| 5.1.2.2.2.1.0.0.0 | PRODUCTOS ALIMENTICIOS | 0.00 | 572,887.07 | 66,040.15 | 506,846.92 |



| | | | | | |
|---------------------|---------------------------|------|---------------|--------------|---------------|
| 5.1.2.2.2.3.0.0.0 | UTENSILIOS PARA EL SERVI | 0.00 | 5,001.00 | 0.00 | 5,001.00 |
| 5.1.2.3 | MATERIAS PRIMAS Y MATEF | 0.00 | 3,934.80 | 0.00 | 3,934.80 |
| 5.1.2.3.2.3.5.0.0.0 | PRODUC QUIMCS, FARMAC | 0.00 | 3,934.80 | 0.00 | 3,934.80 |
| 5.1.2.4 | MATERIALES Y ARTICULOS | 0.00 | 1,378,785.41 | 6,653.46 | 1,372,131.95 |
| 5.1.2.4.2.4.1.0.0.0 | PRODUCTOS MINERALES NC | 0.00 | 397,475.80 | 0.00 | 397,475.80 |
| 5.1.2.4.2.4.2.0.0.0 | CEMENTO Y PRODUCTOS D | 0.00 | 250,055.61 | 0.00 | 250,055.61 |
| 5.1.2.4.2.4.3.0.0.0 | CAL, YESO Y PRODUCTOS D | 0.00 | 16,555.86 | 0.00 | 16,555.86 |
| 5.1.2.4.2.4.4.0.0.0 | MADERA Y PRODUCTOS DE | 0.00 | 58,274.00 | 0.00 | 58,274.00 |
| 5.1.2.4.2.4.6.0.0.0 | MATERIAL ELECTRICO Y ELI | 0.00 | 241,154.37 | 6,653.46 | 234,500.91 |
| 5.1.2.4.2.4.7.0.0.0 | ARTICULOS METALICOS PAI | 0.00 | 116,174.70 | 0.00 | 116,174.70 |
| 5.1.2.4.2.4.9.0.0.0 | OTROS MATERIALES Y ARTI | 0.00 | 299,095.07 | 0.00 | 299,095.07 |
| 5.1.2.5 | PRODUCTOS QUIMICOS, FAI | 0.00 | 317,944.58 | 1,677.00 | 316,267.58 |
| 5.1.2.5.2.5.2.0.0.0 | FERTILIZANTES, PESTICIDA | 0.00 | 46,340.00 | 0.00 | 46,340.00 |
| 5.1.2.5.2.5.3.0.0.0 | MEDICINAS Y PRODUCTOS F | 0.00 | 261,604.58 | 1,677.00 | 259,927.58 |
| 5.1.2.5.2.5.4.0.0.0 | MATERIALES, ACCESORIOS | 0.00 | 10,000.00 | 0.00 | 10,000.00 |
| 5.1.2.6 | COMBUSTIBLES, LUBRICAN | 0.00 | 9,604,690.82 | 250,818.70 | 9,353,872.12 |
| 5.1.2.6.2.6.1.0.0.0 | COMBUSTIBLES, LUBRICAN | 0.00 | 9,604,690.82 | 250,818.70 | 9,353,872.12 |
| 5.1.2.7 | VESTUARIO, BLANCOS, PRE | 0.00 | 615,662.95 | 54,276.40 | 561,386.55 |
| 5.1.2.7.2.7.1.0.0.0 | VESTUARIO Y UNIFORMES | 0.00 | 511,433.33 | 54,276.40 | 457,156.93 |
| 5.1.2.7.2.7.2.0.0.0 | PRENDAS DE SEGURIDAD Y | 0.00 | 15,220.50 | 0.00 | 15,220.50 |
| 5.1.2.7.2.7.3.0.0.0 | ARTICULOS DEPORTIVOS | 0.00 | 89,009.12 | 0.00 | 89,009.12 |
| 5.1.2.9 | HERRAMIENTAS, REFACCIO | 0.00 | 1,940,961.53 | 13,692.59 | 1,927,268.94 |
| 5.1.2.9.2.9.1.0.0.0 | HERRAMIENTAS MENORES | 0.00 | 122,941.57 | 13,692.59 | 109,248.98 |
| 5.1.2.9.2.9.4.0.0.0 | REF Y ACC MENRS DE MOB | 0.00 | 2,984.00 | 0.00 | 2,984.00 |
| 5.1.2.9.2.9.6.0.0.0 | REF Y ACCESORIOS MENOR | 0.00 | 1,089,378.89 | 0.00 | 1,089,378.89 |
| 5.1.2.9.2.9.8.0.0.0 | REF Y ACC MENORES DE M/ | 0.00 | 725,657.07 | 0.00 | 725,657.07 |
| 5.1.3 | SERVICIOS GENERALES | 0.00 | 54,246,455.98 | 2,120,685.55 | 52,125,770.43 |
| 5.1.3.1 | SERVICIOS BASICOS | 0.00 | 19,685,963.56 | 1,012,101.50 | 18,673,862.06 |
| 5.1.3.1.3.1.1.0.0.0 | ENERGIA ELECTRICA | 0.00 | 751,914.00 | 0.00 | 751,914.00 |
| 5.1.3.1.3.1.1.1.0.0 | ALUMBRADO PUBLICO | 0.00 | 18,254,462.80 | 1,006,774.00 | 17,247,688.80 |
| 5.1.3.1.3.1.2.0.0.0 | GAS | 0.00 | 111,129.41 | 4,419.09 | 106,710.32 |
| 5.1.3.1.3.1.3.0.0.0 | AGUA | 0.00 | 215,895.00 | 0.00 | 215,895.00 |
| 5.1.3.1.3.1.4.0.0.0 | TELEFONIA TRADICIONAL | 0.00 | 223,510.01 | 0.00 | 223,510.01 |
| 5.1.3.1.3.1.7.0.0.0 | SERV DE ACCESO DE INTER | 0.00 | 129,052.34 | 908.41 | 128,143.93 |
| 5.1.3.2 | SERVICIOS DE ARRENDAMIE | 0.00 | 3,352,414.06 | 107,242.28 | 3,245,171.78 |
| 5.1.3.2.3.2.2.0.0.0 | ARRENDAMIENTO DE EDIFIC | 0.00 | 609,228.06 | 2,242.28 | 606,985.78 |
| 5.1.3.2.3.2.3.0.0.0 | ARREND DE MOB Y EQ DE A | 0.00 | 1,393,420.00 | 105,000.00 | 1,288,420.00 |
| 5.1.3.2.3.2.5.0.0.0 | ARRENDAMIENTO DE EQUIF | 0.00 | 8,120.00 | 0.00 | 8,120.00 |
| 5.1.3.2.3.2.6.0.0.0 | ARREND DE MAQUINARIA, C | 0.00 | 1,166,138.00 | 0.00 | 1,166,138.00 |
| 5.1.3.2.3.2.9.0.0.0 | OTROS ARRENDAMIENTOS | 0.00 | 175,508.00 | 0.00 | 175,508.00 |
| 5.1.3.3 | SERVICIOS PROFESIONALE | 0.00 | 1,527,008.55 | 0.00 | 1,527,008.55 |
| 5.1.3.3.3.3.1.0.0.0 | SERV LEGALES, DE CONTAE | 0.00 | 124,862.51 | 0.00 | 124,862.51 |
| 5.1.3.3.3.3.2.0.0.0 | SERV DE DISEÑO, ARQ, ING | 0.00 | 701,800.00 | 0.00 | 701,800.00 |
| 5.1.3.3.3.3.3.0.0.0 | SERV DE CONSUL ADMIN PF | 0.00 | 52,896.01 | 0.00 | 52,896.01 |
| 5.1.3.3.3.3.4.0.0.0 | SERVICIOS DE CAPACITACI | 0.00 | 30,360.00 | 0.00 | 30,360.00 |
| 5.1.3.3.3.3.9.0.0.0 | SERVICIOS PROFESIONALE | 0.00 | 617,090.03 | 0.00 | 617,090.03 |
| 5.1.3.4 | SERVICIOS FINANCIEROS, B | 0.00 | 976,886.51 | 8,011.02 | 968,875.49 |
| 5.1.3.4.3.4.1.0.0.0 | SERVICIOS FINANCIEROS Y | 0.00 | 33,461.72 | 8,011.02 | 25,450.70 |
| 5.1.3.4.3.4.2.0.0.0 | SERV DE COBRANZA, INVES | 0.00 | 120,302.55 | 0.00 | 120,302.55 |
| 5.1.3.4.3.4.5.0.0.0 | SEGURO DE BIENES PATRIM | 0.00 | 770,922.24 | 0.00 | 770,922.24 |
| 5.1.3.4.3.4.7.0.0.0 | FLETES Y MANIOBRAS | 0.00 | 52,200.00 | 0.00 | 52,200.00 |
| 5.1.3.5 | SERVICIOS DE INSTALACION | 0.00 | 1,159,175.81 | 26,796.00 | 1,132,379.81 |
| 5.1.3.5.3.5.1.0.0.0 | CONSERVACION Y MANTENI | 0.00 | 16,176.48 | 0.00 | 16,176.48 |
| 5.1.3.5.3.5.2.0.0.0 | INST REPAR Y MANT DE MO | 0.00 | 63,940.08 | 0.00 | 63,940.08 |
| 5.1.3.5.3.5.3.0.0.0 | INST REPAR Y MANT DE MO | 0.00 | 31,999.96 | 0.00 | 31,999.96 |
| 5.1.3.5.3.5.5.0.0.0 | REPARACION Y MANTENIMIE | 0.00 | 624,080.17 | 26,796.00 | 597,284.17 |
| 5.1.3.5.3.5.7.0.0.0 | INST, REPAR Y MANT DE MA | 0.00 | 381,229.12 | 0.00 | 381,229.12 |
| 5.1.3.5.3.5.9.0.0.0 | SERVICIOS DE JARDINERIA | 0.00 | 41,750.00 | 0.00 | 41,750.00 |
| 5.1.3.6 | SERVICIOS DE COMUNICACI | 0.00 | 664,474.42 | 5,568.00 | 658,906.42 |
| 5.1.3.6.3.6.1.0.0.0 | DIFUS P RADIO TV Y OTRS M | 0.00 | 664,474.42 | 5,568.00 | 658,906.42 |
| 5.1.3.7 | SERVICIOS DE TRASLADO Y | 0.00 | 43,214.47 | 0.00 | 43,214.47 |
| 5.1.3.7.3.7.5.0.0.0 | VIATICOS EN EL PAIS | 0.00 | 43,214.47 | 0.00 | 43,214.47 |
| 5.1.3.8 | SERVICIOS OFICIALES | 0.00 | 20,941,214.38 | 204,181.56 | 20,737,032.82 |
| 5.1.3.8.3.8.1.0.0.0 | GASTOS DE CEREMONIAL | 0.00 | 278,200.00 | 0.00 | 278,200.00 |
| 5.1.3.8.3.8.2.0.0.0 | GASTOS DE ORDEN SOCIAL | 0.00 | 20,663,014.38 | 204,181.56 | 20,458,832.82 |
| 5.1.3.9 | OTROS SERVICIOS GENERA | 0.00 | 5,896,104.22 | 756,785.19 | 5,139,319.03 |



| | | | | | |
|---------------------|---------------------------|------|------------------|------------------|-----------------|
| 5.1.3.9.3.9.2.0.0.0 | IMPUESTOS Y DERECHOS | 0.00 | 247,892.12 | 0.00 | 247,892.12 |
| 5.1.3.9.3.9.4.0.0.0 | SENTENCIAS Y RESOLUCIO | 0.00 | 3,881,306.02 | 497,968.19 | 3,383,337.83 |
| 5.1.3.9.3.9.8.0.0.0 | IMP SOBRE NOMI Y OTRS QI | 0.00 | 1,766,906.08 | 258,817.00 | 1,508,089.08 |
| 5.2 | TRANSFERENCIAS, ASIGNAC | 0.00 | 38,274,096.25 | 3,679,533.76 | 34,594,562.49 |
| 5.2.1 | TRANSFERENCIAS INTERNA | 0.00 | 8,663,379.24 | 40,500.00 | 8,622,879.24 |
| 5.2.1.2 | TRANSFERENCIAS INTERNA | 0.00 | 8,663,379.24 | 40,500.00 | 8,622,879.24 |
| 5.2.1.2.4.1.5.1.0.0 | TRANSFERENCIAS PARA SE | 0.00 | 526,500.00 | 40,500.00 | 486,000.00 |
| 5.2.1.2.4.1.5.4.0.0 | TRANS, ASIGN, SUBSIDIOS Y | 0.00 | 7,006,013.73 | 0.00 | 7,006,013.73 |
| 5.2.1.2.4.1.5.6.0.0 | TRANSFERENCIAS PARA INVE | 0.00 | 1,130,865.51 | 0.00 | 1,130,865.51 |
| 5.2.2 | TRANSFERENCIAS AL RESTI | 0.00 | 1,619,886.31 | 343,953.18 | 1,275,933.13 |
| 5.2.2.1 | TRANSFERENCIAS A ENTIDA | 0.00 | 1,619,886.31 | 343,953.18 | 1,275,933.13 |
| 5.2.2.1.4.2.3.0.0.0 | TRANS OTORGADAS PARA I | 0.00 | 1,619,886.31 | 343,953.18 | 1,275,933.13 |
| 5.2.3 | SUBSIDIOS Y SUBVENCIONE | 0.00 | 18,046,379.84 | 1,828,987.22 | 16,217,392.62 |
| 5.2.3.1 | SUBSIDIOS | 0.00 | 18,046,379.84 | 1,828,987.22 | 16,217,392.62 |
| 5.2.3.1.4.3.1.0.0.0 | SUBSIDIOS A LA PRODUCCIO | 0.00 | 17,079,058.88 | 1,813,987.22 | 15,265,071.66 |
| 5.2.3.1.4.3.3.0.0.0 | SUBSIDIOS A LA INVERSION | 0.00 | 967,320.96 | 15,000.00 | 952,320.96 |
| 5.2.4 | AYUDAS SOCIALES | 0.00 | 9,944,450.86 | 1,466,093.36 | 8,478,357.50 |
| 5.2.4.1 | AYUDAS SOCIALES A PERSO | 0.00 | 9,686,450.86 | 1,466,093.36 | 8,220,357.50 |
| 5.2.4.1.4.4.1.0.0.0 | AYUDAS SOCIALES A PERSO | 0.00 | 9,650,450.86 | 1,466,093.36 | 8,184,357.50 |
| 5.2.4.1.4.4.1.1.0.0 | PREMIOS, ESTIMULOS, REC | 0.00 | 36,000.00 | 0.00 | 36,000.00 |
| 5.2.4.2 | BECAS | 0.00 | 258,000.00 | 0.00 | 258,000.00 |
| 5.2.4.2.4.4.2.0.0.0 | BECAS Y OTRAS AYUDAS P/ | 0.00 | 258,000.00 | 0.00 | 258,000.00 |
| 5.6 | INVERSION PUBLICA | 0.00 | 15,789,499.61 | 2,162,466.62 | 13,627,032.99 |
| 5.6.1 | INVERSION PUBLICA NO CAI | 0.00 | 15,789,499.61 | 2,162,466.62 | 13,627,032.99 |
| 5.6.1.1 | CONSTRUCCION EN BIENES | 0.00 | 15,789,499.61 | 2,162,466.62 | 13,627,032.99 |
| 5.6.1.1.0.0.0.0.0.1 | CONSTRUCCION EN BIENES | 0.00 | 15,789,499.61 | 2,162,466.62 | 13,627,032.99 |
| 8 | CUENTAS DE ORDEN PRESU | 0.00 | 1,416,009,161.97 | 1,416,009,161.97 | 0.00 |
| 8.1 | LEY DE INGRESOS | 0.00 | 284,724,846.78 | 284,724,846.78 | 0.00 |
| 8.1.1 | LEY DE INGRESOS ESTIMAD | 0.00 | 193,017,248.80 | 0.00 | 193,017,248.80 |
| 8.1.1.0 | LEY DE INGRESOS ESTIMAD | 0.00 | 193,017,248.80 | 0.00 | 193,017,248.80 |
| 8.1.1.0.0.0.0.0.0.1 | LEY DE INGRESOS ESTIMAD | 0.00 | 193,017,248.80 | 0.00 | 193,017,248.80 |
| 8.1.2 | LEY DE INGRESOS POR EJE | 0.00 | 255,264,868.41 | 289,543,389.15 | -34,278,520.74 |
| 8.1.2.0 | LEY DE INGRESOS POR EJE | 0.00 | 255,264,868.41 | 289,543,389.15 | -34,278,520.74 |
| 8.1.2.0.0.0.0.0.0.1 | LEY DE INGRESOS POR EJE | 0.00 | 255,264,868.41 | 289,543,389.15 | -34,278,520.74 |
| 8.1.3 | MODIFICACIONES A LA LEY | 0.00 | 96,609,076.63 | 1,095,500.00 | 95,513,576.63 |
| 8.1.3.0 | MODIFICACIONES A LA LEY | 0.00 | 96,609,076.63 | 1,095,500.00 | 95,513,576.63 |
| 8.1.3.0.0.0.0.0.0.1 | MOD LEY INGRESO ESTIMAD | 0.00 | 95,529,076.63 | 0.00 | 95,529,076.63 |
| 8.1.3.0.0.0.0.0.0.2 | MOD LEY INGRESO ESTIMAD | 0.00 | 0.00 | 15,500.00 | -15,500.00 |
| 8.1.3.0.0.0.0.0.0.3 | MOD LEY INGRESO ESTIMAD | 0.00 | 1,080,000.00 | 1,080,000.00 | 0.00 |
| 8.1.4 | LEY DE INGRESOS DEVENG. | 0.00 | -3,227,650.91 | -2,628,584.10 | -599,066.81 |
| 8.1.4.0 | LEY DE INGRESOS DEVENG. | 0.00 | -3,227,650.91 | -2,628,584.10 | -599,066.81 |
| 8.1.4.0.0.0.0.0.0.1 | LEY DE INGRESOS DEVENG. | 0.00 | -3,227,650.91 | -2,628,584.10 | -599,066.81 |
| 8.1.5 | LEY DE INGRESOS RECAUD. | 0.00 | -256,938,696.15 | -3,285,458.27 | -253,653,237.88 |
| 8.1.5.0 | LEY DE INGRESOS RECAUD. | 0.00 | -256,938,696.15 | -3,285,458.27 | -253,653,237.88 |
| 8.1.5.0.0.0.0.0.0.1 | LEY DE INGRESOS RECAUD. | 0.00 | -256,938,696.15 | -3,285,458.27 | -253,653,237.88 |
| 8.2 | PRESUPUESTO DE EGRESO | 0.00 | 1,131,284,315.19 | 1,131,284,315.19 | 0.00 |
| 8.2.1 | PRESUPUESTO DE EGRESO | 0.00 | 0.00 | 193,017,248.80 | -193,017,248.80 |
| 8.2.1.0 | PRESUPUESTO DE EGRESO | 0.00 | 0.00 | 193,017,248.80 | -193,017,248.80 |
| 8.2.1.0.0.0.0.0.0.1 | PRESUPUESTO DE EGRESO | 0.00 | 0.00 | 193,017,248.80 | -193,017,248.80 |
| 8.2.2 | PRESUPUESTO DE EGRESO | 0.00 | 513,358,301.17 | 451,439,956.51 | 61,918,344.66 |
| 8.2.2.0 | PRESUPUESTO DE EGRESO | 0.00 | 513,358,301.17 | 451,439,956.51 | 61,918,344.66 |
| 8.2.2.0.0.0.0.0.0.1 | PRESUPUESTO DE EGRESO | 0.00 | 513,358,301.17 | 451,439,956.51 | 61,918,344.66 |
| 8.2.3 | MODIFICACIONES AL PRESU | 0.00 | 182,539,392.01 | 328,051,979.90 | -145,512,587.89 |
| 8.2.3.0 | MODIFICACIONES AL PRESU | 0.00 | 182,539,392.01 | 328,051,979.90 | -145,512,587.89 |
| 8.2.3.0.0.0.0.0.0.1 | MOD PTTO EGRESO APROB | 0.00 | 99,428,251.52 | 245,058,514.46 | -145,630,262.94 |
| 8.2.3.0.0.0.0.0.0.2 | MOD PTTO EGRESO APROB | 0.00 | 117,675.05 | 0.00 | 117,675.05 |
| 8.2.3.0.0.0.0.0.0.3 | MOD PTTO EGRESO APROB | 0.00 | 82,993,465.44 | 82,993,465.44 | 0.00 |
| 8.2.4 | PRESUPUESTO DE EGRESO | 0.00 | 161,010,287.60 | 127,210,766.52 | 33,799,521.08 |
| 8.2.4.0 | PRESUPUESTO DE EGRESO | 0.00 | 161,010,287.60 | 127,210,766.52 | 33,799,521.08 |
| 8.2.4.0.0.0.0.0.0.1 | PTTO EGRESOS COMPROMI | 0.00 | 161,010,287.60 | 127,210,766.52 | 33,799,521.08 |
| 8.2.5 | PTTO EGRESOS DEVENGAD | 0.00 | 206,285,434.65 | 206,285,434.65 | 0.00 |
| 8.2.5.0 | PTTO EGRESOS DEVENGAD | 0.00 | 206,285,434.65 | 206,285,434.65 | 0.00 |
| 8.2.5.0.0.0.0.0.0.0 | PTTO EGRESOS DEVENGAD | 0.00 | 0.00 | 56,183,611.40 | -56,183,611.40 |
| 8.2.5.0.0.0.0.0.0.1 | PTTO EGRESOS DEVENGAD | 0.00 | 206,285,434.65 | 150,101,823.25 | 56,183,611.40 |
| 8.2.6 | PRESUPUESTO DE EGRESO | 0.00 | 25,024,545.56 | 23,894,852.69 | 1,129,692.87 |
| 8.2.6.0 | PRESUPUESTO DE EGRESO | 0.00 | 25,024,545.56 | 23,894,852.69 | 1,129,692.87 |



| | | | | | |
|-------------------|-----------------------|------|---------------|-----------------|----------------|
| 8.2.6.0.0.0.0.0.1 | PRESUPUESTO DE EGRESO | 0.00 | 25,324,545.56 | 23,894,852.69 | 1,429,692.87 |
| 8.2.7 | PRESUPUESTO DE EGRESO | 0.00 | 42,766,354.20 | -198,615,923.88 | 241,382,278.08 |
| 8.2.7.0 | PRESUPUESTO DE EGRESO | 0.00 | 42,766,354.20 | -198,615,923.88 | 241,382,278.08 |
| 8.2.7.0.0.0.0.0.1 | PRESUPUESTO DE EGRESO | 0.00 | 42,766,354.20 | -198,615,923.88 | 241,382,278.08 |

"Bajo protesta de decir verdad declaramos que los Estados Financieros y sus notas, son razonablemente correctos y son responsabilidad del emisor".

